




CraftSanity Egg Cozy Templates



For templates 1 & 2, cut two body shapes out of fleece. stitch on face with embroidery thread. Cut crown or ears and complete any required stitching. To stitch together, put body pieces right sides together, tuck ~~the~~ ears or crown piece between two body pieces.  The part you want to stick up should be inside, with ~~the~~ the edge sticking out. stitch around ~~the~~ perimeter of body leaving bottom edge open. Turn right side out & you've got yourself a sweet little cozy.

