



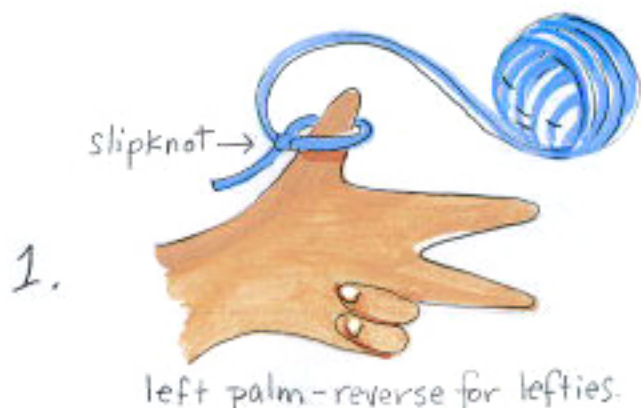
Wandering Henry

A silly tale of a young ball of yarn -- to help you learn to finger knit! After you have mastered two fingers, try three or four fingers - and two or three colors of yarn!

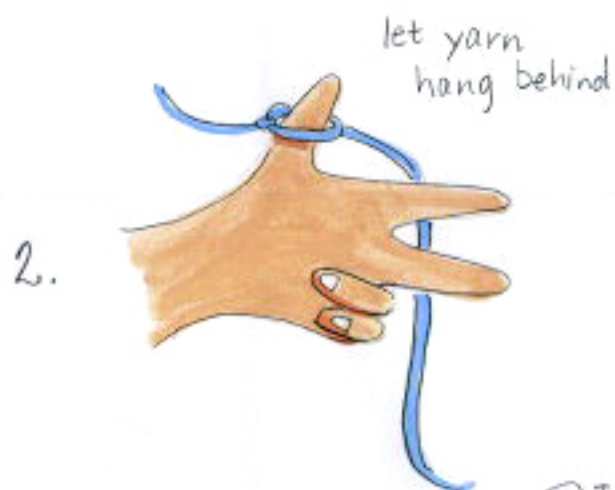
(There are many finger knitting techniques; this one seems to be the easiest for the youngest of fingers.)

H

enry is a wee ball of yarn, and he often likes to wander too far from home. To keep him safe, his mother ties him to a tree in the front yard. (And yarn balls do love fresh air!)



Being tied to a tree doesn't stop Henry! He wanders toward two other trees not far away. He hides behind the first tree.

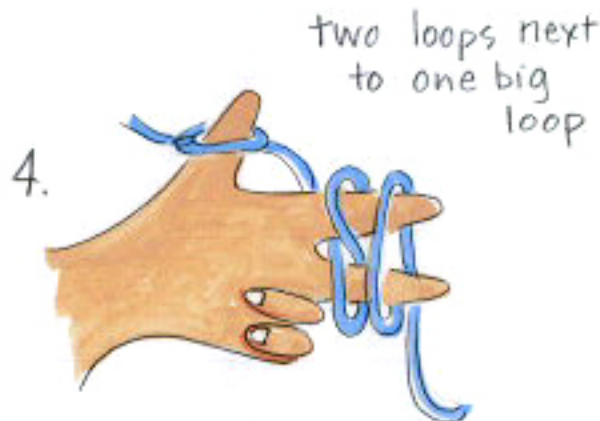


But the second tree looks nice too! So he peeks out from between the two trees and gives the second tree a big hug. And then he hides once again behind the first tree.

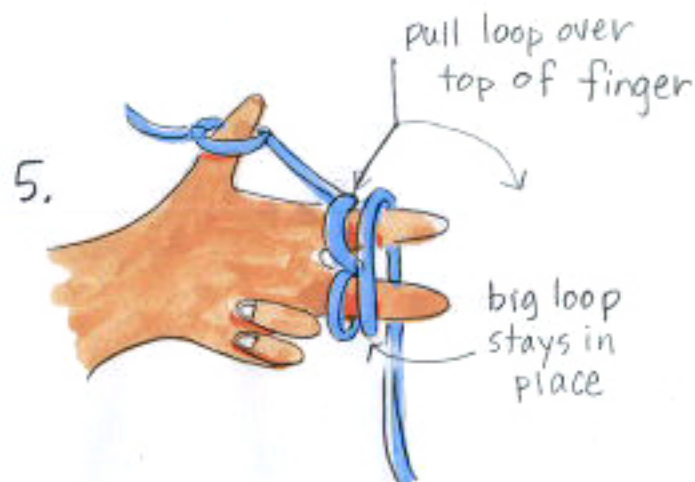
the hardest part!



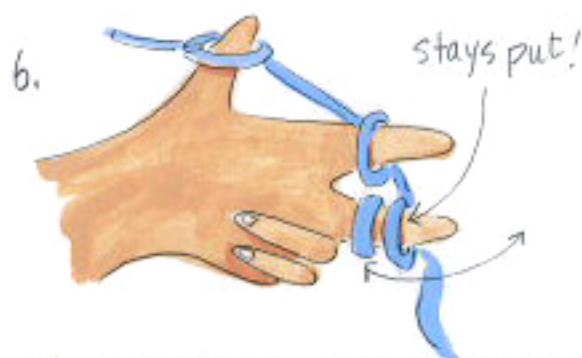
Henry really likes BOTH of the trees, so he decides to give them BOTH a big hug at the same time!



Henry sees that he is getting a little tangled, so to fix it he plays the game of leap frog with himself. He jumps over himself WAY OVER THE TOP OF THE FIRST TREE!




Then he jumps over himself again
WAY OVER THE TOP OF THE SECOND TREE!



Henry thinks this leapfrogging is great fun, so he gives both trees a big hug again. Then he jumps over himself WAY over the top of the first tree - and then again WAY over the top of the second tree. He repeats this over and over again: hugging both trees, then playing leapfrog over the tops of the trees.



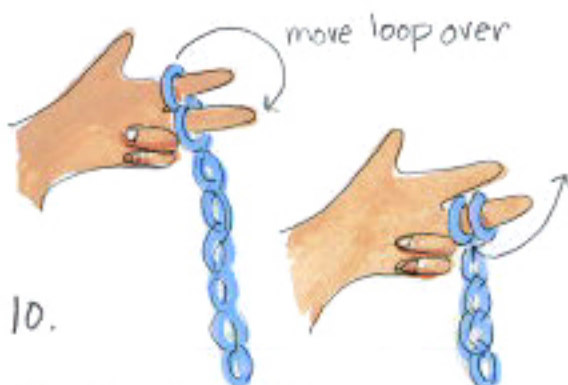
Henry sees that with all this hugging and leapfrogging, he is making something quite beautiful, and he wants to see what it is. So on one of those jumps over the tops of the trees, he asks a little bird if she might kindly untie him from the tree in his front yard. The little bird is curious too, so she helps him.



Henry is amazed at what he has made all by himself!
He thanks the little bird, and decides he must go home to show his mother his creation!



He leaps ACROSS from the first tree to the second tree. Then he plays leapfrog with himself ONE LAST TIME on the second tree.



Then Henry hops off the second tree. He makes himself into a nice big circle and jumps into the middle of it. He runs off to show his mother!



(Cinch up the yarn through the loop and cut.)

Ideas for your fingerknitting:



Make hair ties and headbands, belts, scarves for dolls and animals (or a thicker one for you!).



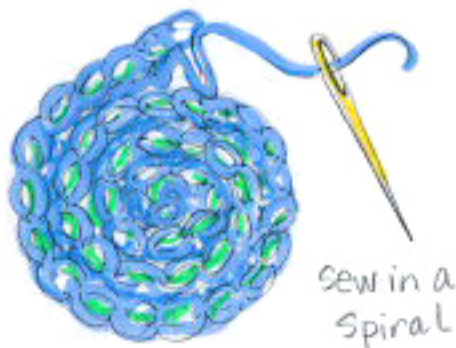
Knit just to see how long you can knit! String it all over your house! Or make a yarn ball out of fingerknitting and knit with it on knitting needles.



Take three strands and braid them together for thick pieces of finger knitting.



Use multiple colors and sew it into a rug for a doll's house or a chair cushion for your favorite stuffed animal. Or a larger one for your own chair!



Make colored strands to decorate for your favorite holidays or birthdays. Attach balloons!



Decorate your bedroom. Use long strands of finger knitting like a clothesline. Paint clothespins and hang your artwork.



Other resources :

For advanced finger knitting techniques:

[Finger Knitting 1](#) or [Finger Knitting 2](#)
(paperback)

by Katsuno Suzuki

see examples of fingerknitting at
www.goodscafpject.org

click on

["view good scarf in progress"](#)